

TEXAS
HEARING
INSTITUTE

AUDIOLOGY: (713) 337- 6732

Auditory Brainstem Response (ABR) Information- English

How Should We Prepare for an ABR?

1. Make sure your child is SLEEPY

- Keep your child up later than usual **AND** wake them up earlier than usual.

2. Do NOT let your child sleep on the car ride


- We understand that it can be difficult to keep infants awake on a long car ride. If your baby sleeps the car, they will not stay asleep long enough for the ABR test to be complete. This will require two or more appointments to finish the testing. Ask a friend or a family member to help play with the baby in the backseat on your drive to Texas Hearing Institute.

3. Please WAIT to feed your child until in the appointment


- Your infant should be very hungry when they arrive at THI. The audiologist will give you time to calm and feed your baby once you arrive at THI. Tired and hungry babies sleep more soundly after being fed!


While following these instructions cannot guarantee your child will sleep, experience shows that following these 3 simple steps will improve the odds your child will sleep during the appointment.

The ABR test cannot be completed until your child is asleep.



Texas Hearing Institute
3100 Shenandoah Street
Houston, Tx. 77021





TEXAS
HEARING
INSTITUTE

AUDIOLOGY: (713) 337- 6732

Auditory Brainstem Response (ABR)

What is an ABR? An Auditory Brainstem Response (ABR) test is a helpful tool in determining a child's ability to hear. The test uses a special computer to measure the way the child's hearing nerve responds to different sounds. Three to four small stickers called "electrodes" will be placed on your child's head and behind their ears and then connected to a computer. As sounds are made through tiny earphones, the electrodes measure how your child's hearing nerves respond to those sounds. An ABR test is safe and painless.

Why Are Auditory Brainstem Response (ABR) Tests Done? ABRs are done when:

- A baby fails the newborn hearing screening test given in the hospital shortly after birth
- A child is too young to complete a regular hearing test in a sound booth or has a medical or developmental problem that makes sitting still and responding to sounds hard.

How is the ABR completed?

- The audiologist will clean part of your child's forehead and behind their ears with a small exfoliating pad (this will how the electrodes stick).
- Small electrodes will be placed on these areas. (The electrodes do NOT cause any pain – they a small stickers).
- The audiologist will use a computer to determine your child's response to sound
- The appointment is scheduled for 2 hours
 - The ABR test itself does not take 2 hours to complete. The appointment will last the full 2 hour. We allow extra time in case your baby wakes up and needs to fall back asleep. This will also give us enough time to discuss the results of the evaluation.
- If your child does not sleep long enough to complete the ABR testing, the ABR WILL BE RESCHEDULED to another day.

Questions about ABRs?

Call our Audiology Team at (713) 337- 6732

Texas Hearing Institute
3100 Shenandoah Street
Houston, Tx. 77021